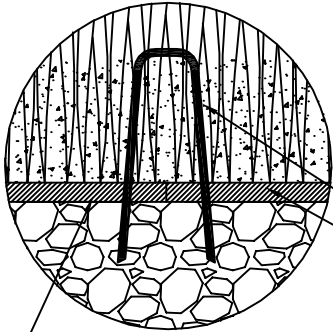




# GLOBAL SYN-TURF

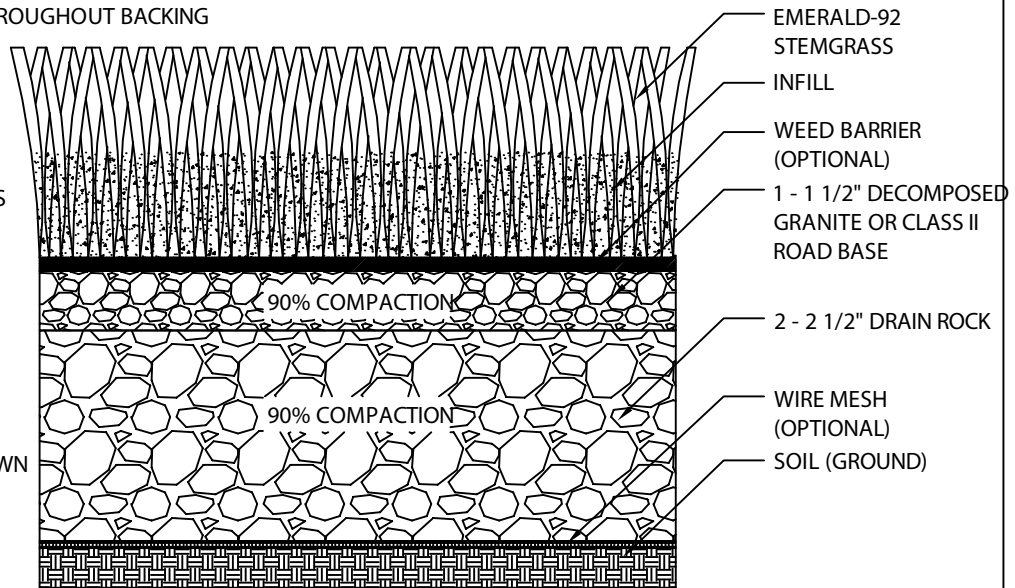
GLOBAL SYN-TURF  
5960 Inglewood Dr. #150  
Pleasanton, CA 94588  
TOLL FREE: 1-877-796-8873  
FAX: (510) 732-6188  
www.globalsynturf.com



SOD STAPLE 6" x 1" x 6"  
DRAINAGE PASS THROUGH FOR  
WATER IN PUNCHED HOLES  
THROUGHOUT BACKING

SEAMING TAPE  
SPECIFICATIONS

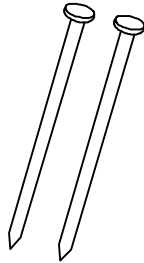
YARN TYPE POLYETHYLENE STEMGRASS  
BLADE  
THATCH YARN TYPE POLYPROPYLENE CURLED AS  
THATCH  
PILE HEIGHT 1 7/8"  
TURF GAUGE 3/8"  
FACE WEIGHT 92 OZ YD<sup>2</sup>  
BACKING WEIGHT 26 OZ YD<sup>2</sup>  
TOTAL WEIGHT 118 OZ YD<sup>2</sup>  
STITCH RATE 18.5/10 CM  
STITCHES/M<sup>2</sup> 19425  
COLOR EMERALD GREEN WITH BROWN  
AND GREEN THATCHING  
ROLL SIZE (FEET) 15' x 75'  
MAXIMUM DRAIN RATE >30 INCHES PER HOUR



SECTION



SEAMING  
SOD STAPLES ARE  
RECOMMENDED TO SEAM  
THE SEAMS



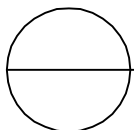
SECURING TURF TO BASE  
BRIGHT COMMON 40D/60D  
NAILS OR GALVANIZED NAILS  
6' APART ALONG PERIMETER  
SEAMS.



POWER BROOM AFTER  
INSTALLATION IS  
COMPLETE

## NOTES:

1. THE GRASS MUST BE INSTALLED AND SEAMED WITH ADJACENT PIECES RUNNING IN THE SAME DIRECTION. SEAMS SHOULD BE GLUED WITH SUITABLE SEAMING GLUE AND SEAMING CLOTH, OR GST RECOMMENDED SEAMING TECHNIQUES.
2. COLOR: EMERALD GREEN WITH BROWN AND GREEN THATCHING.
3. INSTALLATION TO BE COMPLETED IN ACCORDANCE WITH MANUFACTURER'S SPECIFICATIONS.
4. DO NOT SCALE DRAWING.
5. THIS DRAWING IS INTENDED FOR USE BY ARCHITECTS, ENGINEERS, CONTRACTORS, CONSULTANTS AND DESIGN PROFESSIONALS FOR PLANNING PURPOSES ONLY. THIS DRAWING MAY NOT BE USED FOR CONSTRUCTION.
6. ALL INFORMATION CONTAINED HEREIN WAS CURRENT AT THE TIME OF DEVELOPMENT BUT MUST BE REVIEWED AND APPROVED BY THE PRODUCT MANUFACTURER TO BE CONSIDERED ACCURATE.



EMERALD SERIES

EMERALD-92 STEMGRASS